


1 MEASUREMENT

French Door with or without mouldings and muntins.



Shade measurement (width and height) is taken measuring from the flat surface.


2 HEIGHT OF CONTROLS

Minimal calculation for chain drop:
 $H \times 3/16' + 19\ 5/8'$

The height of commands will always be calculated from the highest point of the shade (upper part of the cassette) to the lowest point of the chain.

3 SIDE OF CONTROL

Always seen from the inside



4 FABRIC

Please indicate on the order form the reference, collection and color found on the label of the selected fabric.



5 COLOR

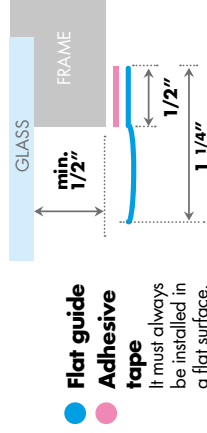
Three colors available:

White, Silver and Brown.



6 SIDE CHANNEL

'FLAT' SIDE CHANNEL



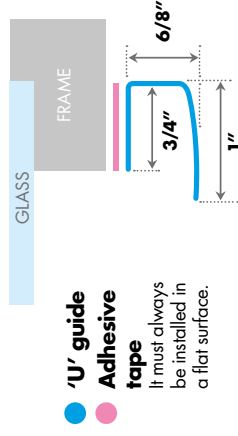
Flat guide
Adhesive tape

It must always be installed in a flat surface.



French door with/without mouldings no muntins.

'U' SIDE CHANNEL



'U' guide
Adhesive tape

It must always be installed in a flat surface.

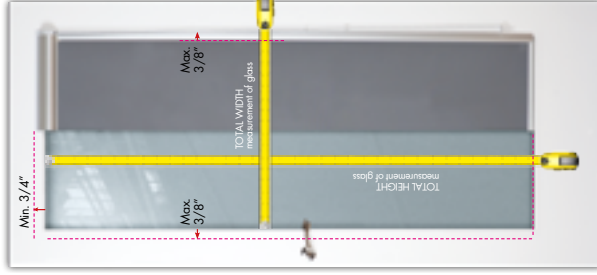


French door with mouldings with muntins.



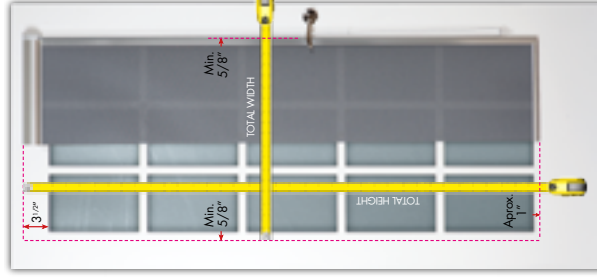
French door without mouldings with muntins.

TABLE A



See page 8

TABLE B



See page 9

ORDER Nr.

Date

INSTALLATION	<input type="radio"/> YES <input type="radio"/> NO
--------------	--

Customer Customer Nr.

AREA	QUANTITY	1 MEASURING		2 HEIGHT OF CONTROLS ↑ ↓	3 SIDE OF CONTROLS		4 FABRIC		5 COMPONENTS COLOR			6 SIDE CHANNEL		
		WIDTH ← W →	HEIGHT ↑ ↓		LEFT	RIGHT	REFERENCE	COLLECTION	COLOR	WHITE	SILVER	BROWN	FLAT	U
A														
B														
C														
D														
E														
F														

General remarks:.....

The person signing below is acknowledges to the general Bandalux Sales Conditions.

Stamp and sign

Note: In case the customer provides a shade manufacturing drawing, Bandalux will understand it to refer to the inside of the building. If otherwise, please indicate on the same drawing. Use the attached form to include drawings, available in this same chapter. All shades will be supplied with the Basic installation supports at no extra cost.