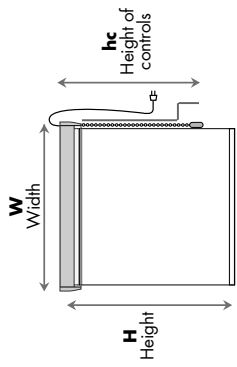
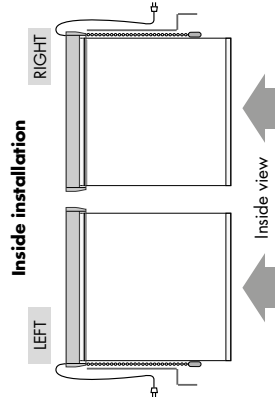


1 RECOMMENDATIONS FOR MEASURING



*See operating system **E**

2 SIDE OF CONTROLS



The side of controls, right or left, will always be calculated from the inside view

3 FABRIC



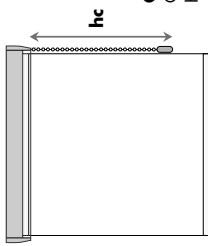
Please indicate on the order sheet the reference, collection and color found on the label of the selected fabric.

4 SUPPORT COLORS

- WH** White (RAL 9010)
 - BK** Black (RAL 9011)
 - GM** Grey Metal
 - AG** Anodized brushed steel
- Bandulux will supply the supports in white color by default. Please indicate on the purchase order if a different color is required.

5 OPERATING SYSTEM

CHAIN / SPRING ASSIST



OBox 95
Calculation minimum for hc:
H x 0,70

CRANK

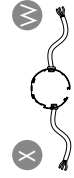
The height of controls will always be calculated from the highest part of the blind (upper part of the support) to the lowest part of the chain weight.



TYPE OF MOTOR

CABLE	SOMFY®	CELTIC
CABLE - SILENT	SOMFY® AC SILENT	CELTIC CABLE - QUIET
RADIO - SILENT	SOMFY® RTS SILENT	CELTIC RADIO - QUIET
RADIO ILL SILENT	SOMFY® RTS SILENT ILL	N/A


6 MOTOR CABLE OUTPUT



Indicate the position of the motor cable output according to the letter shown in the diagram.

7 GUIDES

CABLE-GUIDED SYSTEM



Wall support with wall bottom support.

Ceiling support with floor bottom support.


Ceiling support with wall bottom support.

Wall support with floor bottom support.

ⓘ Note: Bandulux will deliver by default the appropriate bottom rail according to the chosen guide.

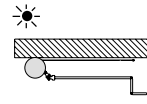
ⓘ Note: Indicate support (CW, WW, CF, WF) installation in order sheets

8 BOTTOM RAILS

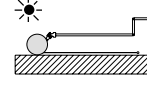


9 INSTALLATION TYPE

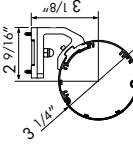
Inside installation



Outside installation



Ceiling



Wall

