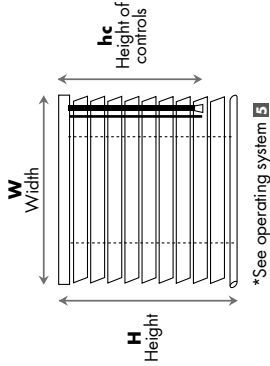
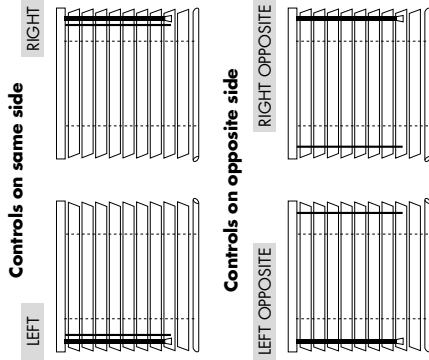


# Horizontal Blinds

## 1 RECOMMENDATIONS FOR MEASURING



## 2 SIDE OF CONTROLS



## SUPPORT COLORS

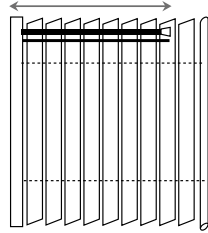
Headrail, base, plastic parts, operation cord, or chain, will be coordinated with the slats, according to Bandalux criteria.

WALL

CEILING

## 5 OPERATING SYSTEM

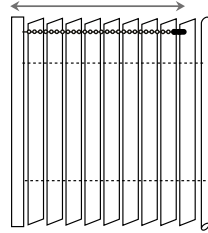
### CORD & WAND



HEIGHT OF BLIND H	Height of controls STANDARD STD.
Hasta 40"	Allura cortina
Hasta 78"	39"
Hasta 90"	47"
Hasta 102"	59"
Mayor de 103"	71"

The height of controls will always be calculated from the highest part of the shade (upper part of the support) to the lowest part of the cord/wand weight.

### ENDLESS CHAIN



HEIGHT OF CONTROLS STANDARD STD.	1"	2"
31 1/2"	29 1/2"	39 1/4"
41 1/4"	39 1/4"	49 1/4"
51 1/4"	49 1/4"	59"
61"	59"	69"
70 3/4"	69"	78 3/4"
80 3/4"	78 3/4"	88 1/2"
90 1/2"	88 1/2"	98 1/4"
100 1/4"	98 1/4"	108 1/4"
110 1/4"	108 1/4"	118 1/4"
120"	118 1/4"	

If the height of controls does not coincide with the measurements in this table, manufacturing will always be based on the immediately lower measurement. If other height of controls is required, please indicate it on the order sheet

## TYPE OF MOTOR

	SOMFY®	CELTIC
CABLE	SOMFY® MARS	CELTIC CABLE
CABLE - SILENT	SOMFY® AC SONESSE	N/A
RADIO	N/A	CELTIC RADIO
RADIO - SILENT	SOMFY® RTS SONESSE	N/A

\* SOMFY® IW2.5-B44/B83: Needs transf. power 1,5 DC. Other models available upon request. If you want to convert this motor to radio, please check on the accessories available.

## 7

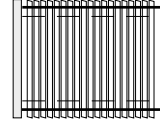
### INSTALLATION

WALL

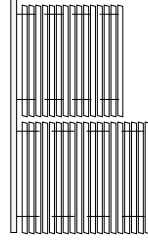
CEILING

## 6

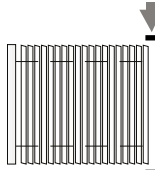
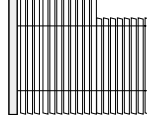
### OPTIONS



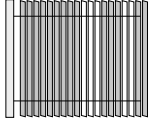
**Cable - guided system**



**Two blinds system**



**Hold down brackets**

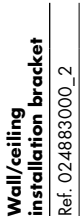


**Color combinations**

## 5

### BRACKETS

#### 2" CLASSIC




#### Lateral brackets set

Ref. 02532112	ALABASTER
Ref. 02532086	CAMEL
Ref. 02532062	CHAR BROWN
Ref. 02532031	FAWN
Ref. 02532060	MILK CHOCOLATE
Ref. 02532125	SOFT BROWN
Ref. 02532205	WHITE SATIN

## 3

### SLATS



Please indicate on the order sheet the reference, collection and color found on the label of the selected slat.



**Bandalux**

**Bandalux USA**

Fax: (305) 883-8441/orders@bandalux.com

ORDER Nr.

Date .....

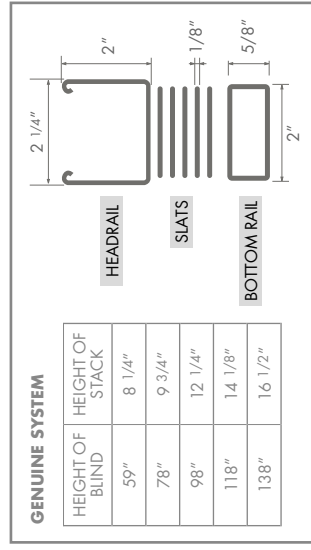
**Horizontal Blinds**

Customer .....

Customer Nr. ....

INSTALLATION  YES  NO

TYPE OF MOUNT	AREA	QUANTITY	1 MEASURING		2 SIDE OF CONTROLS		3 SLAT			4 OPERATING SYSTEM			5 INSTALLATION		6 OPTIONS	7 BRACKETS		
			WIDTH	HEIGHT	HEIGHT OF CONTROLS	HEIGHT OF CONTROLS	LEFT	RIGHT	REFERENCE	COLLECTION	COLOR	CORD & WAND	ENDLESS CHAIN	MOTOR			WALL	CEILING
1/4"	8"		W	H	STANDARD	OTHERS												
A																		
B																		
C																		
D																		
E																		
F																		



**General remarks:** .....

.....

.....

.....

.....

.....

The person signing below is acknowledges to the general Bandalux Sales Conditions.

**Stamp and sign**

**Note:** in case the customer provides a blind manufacturing drawing, Bandalux will understand it to refer to the inside of the building. If otherwise, please indicate on the same drawing. Use the attached form to include drawings, available in this same chapter. All blinds will be supplied with the Basic installation supports at no extra cost.