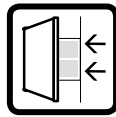


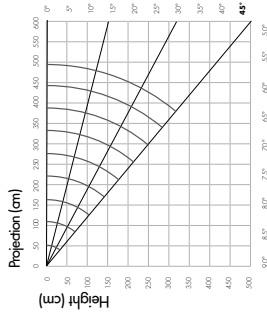
monobloc xl

The right or left position is defined by seeing it from the outside.
Width must be greater than the projection, at least 45cm / 18"



Degree of inclination

monobloc xl



OPERATING SYSTEMS

Crank Rod



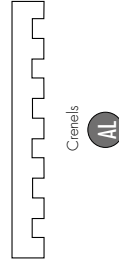
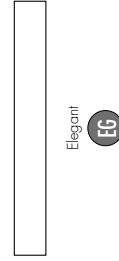
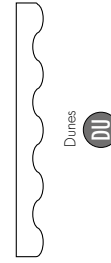
Crank height available:

monobloc plus
* 150cm / 59"
180cm / 71"
200cm / 79"

* Delivered by default.

OPTIONS

Valances



Note: The valances will always be manufactured with a 250mm / 10" height by default. If different heights and/or personalization are required, please use the order sheet on page 26.

Motor



110Vac motor:

monobloc xl
Somfy® RTS CSI



PBS-Bandalux Exclusive Distributor

Fax: (305) 883-8441 / orders@bandalux.com

Order n°

monobloc xl

Date

Customer Contact

Customer code Address

bandalux.com

..... Postcode

City e-mail

INSTALLATION YES NO

QUANTITY	WIDTH ◀ L ▶	PROJECTION S ▲	SIDE OF COMMANDS		REFERENCE	COLLECTION		FABRIC	INSTALLATION		VALANCE TYPE	VALANCE HEIGHT	HOOD
			M	MD		WALL	CEILING						
1	168	142"	✓		8814	Opera		Pavot		✓	DU	25	✓

Example
To be filled out by the customer

PROFILES COLOURS

Indicate with ✓ the system required

Basic colours

RAL 9010 White
 RAL 9006 Grey
 RAL 1013 Ivory

Optional colours

Anthracite textured
 Corten steel
 Brushed steel

RAL with shine finish
 RAL with matte finish
 RAL with textured finish

Delivery time for optional colours: + 10 working days

AUTOMATISMS

Indicate with ✓ the system required

Wall transmitters
 Radio frequency transmitter
 Single-channel
 Multi-channel
 RTS radio wind sensor
 RTS radio sun sensor
 RTS radio wind/sun sensor
 Eolis 3D RTS

General remarks:

The person signing below acknowledges to be familiar with the Bandalux Sales Conditions

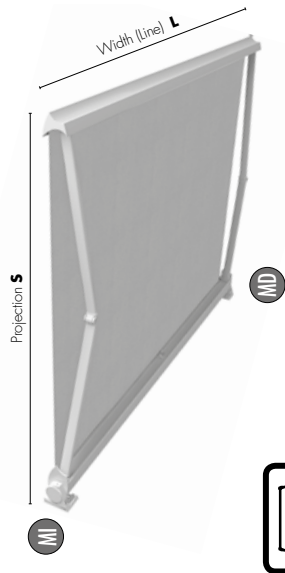
Stamp and sign

Note: In case the customer provides an awning manufacturing drawing, Bandalux will understand it to refer to the outside of the building. If otherwise, please indicate on the same drawing. Use the attached form to include drawings.

MEASURING AND SIDE OF COMMAND

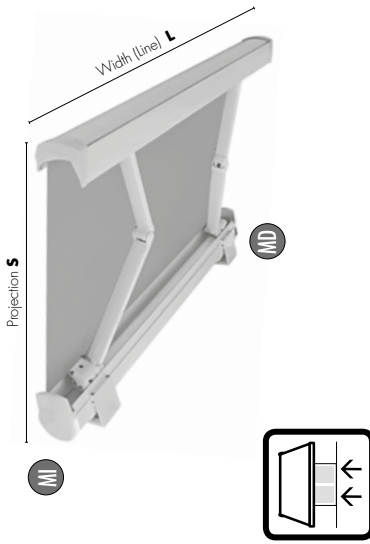
cofre style

The right or left position is defined by seeing it from the outside.
Width must be greater than the projection, at least 45cm / 18".



cofre xl

The right or left position is defined by seeing it from the outside.
Width must be greater than the projection, at least 45cm / 18".



OPERATING SYSTEMS

Crank Rod



Crank height available:

* 150cm / 59"
180cm / 71"
200cm / 79"

* Delivered by default.

Motor

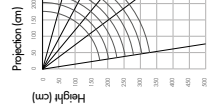


110Vac motors:

cofre xl	cofre style
Somfy® RTS.CSI	

MEASURING AND SIDE OF COMMAND

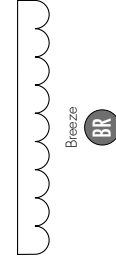
Degree of inclination



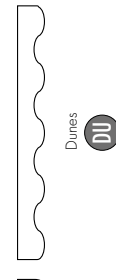
Note: For wall installation, please see the degree of inclination in the corresponding chapter of the system.

OPTIONS

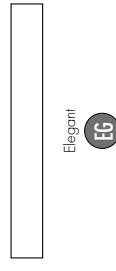
Valances



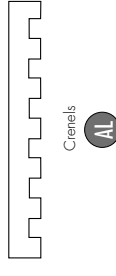
Breeze
BR



Dunes
DU



Elegant
EG



Crenels
AL

Note: The valances will always be manufactured with a 250mm / 10" height by default. If different heights and/or personalization are required, please use the order sheet on page 26.



PBS-Bandalux Exclusive Distributor
 Fax: (305) 883-8441 / orders@bandalux.com

cofre style / xl

Indicate with the system required

Order n°

Date

Customer Contact

Customer code Address

City Postcode

INSTALLATION YES NO
 City e-mail

QUANTITY	WIDTH ◀ L ▶	PROJECTION S ▶	SIDE OF COMMANDS		REFERENCE	FABRIC		INSTALLATION		VALANCE TYPE	VALANCE HEIGHT	HOOD
			MI	MD		COLLECTION	COLOUR	WALL	CEILING			
1	217	142"	<input checked="" type="checkbox"/>		8814	Opera	Pavot		<input checked="" type="checkbox"/>	DU	25	<input checked="" type="checkbox"/>

To be filled out by the customer


PROFILES COLOURS	AUTOMATISMS
Indicate with <input checked="" type="checkbox"/> the system required Basic colours <input type="checkbox"/> RAL 9010 White <input type="checkbox"/> RAL 9006 Grey <input type="checkbox"/> RAL 1013 Ivory <input type="checkbox"/> RAL with shine finish <input type="checkbox"/> RAL with matte finish <input type="checkbox"/> RAL with textured finish Delivery time for optional colours: +10 working days	Indicate with <input checked="" type="checkbox"/> the system required <input type="checkbox"/> Wall transmitters <input type="checkbox"/> Radio frequency transmitter <input type="checkbox"/> Single-channel <input type="checkbox"/> Multi-channel <input type="checkbox"/> RTS radio wind sensor <input type="checkbox"/> RTS radio sun sensor <input type="checkbox"/> RTS radio wind/sun sensor <input type="checkbox"/> Eolis 3D RTS
General remarks:	The person signing below acknowledges to be familiar with the Bandalux Sales Conditions Stamp and sign

Note: In case the customer provides an awning manufacturing drawing, Bandalux will understand it to refer to the outside of the building. If otherwise, please indicate on the same drawing. Use the attached form to include drawings.

MEASURING AND SIDE OF COMMAND

projection plus

The right or left position is defined by seeing it from the outside.

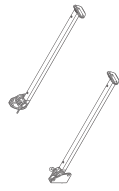


* Arms available in sizes: 80 cm / 31 1/2", 100 cm / 39", 120 cm / 47 1/4", 140 cm / 55 1/8", 160 cm / 63"

TYPE OF ARMS

Arms for projection plus

Straight arms



Curved semi-hension arms



ⓘ Note: The awning will always be manufactured with curved semi-hension arms by default.

OPERATING SYSTEMS

Crank Rod



Crank height available:

* 150cm / 59"
180cm / 71"
200cm / 79"

ⓘ *Delivered by default.

Motor



110Vac motor:

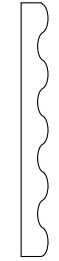
Somfy® RTS CSI

OPTIONS

Valances



Breeze
BR



Dunes
DU



Elegant
EG



Crenels
AL

ⓘ Note: The valances will always be manufactured with a 250mm / 10" height by default. If different heights and/or personalization are required, please use the order sheet on page 26.



projection plus

Order n°

PBS-Bandalux Exclusive Distributor

Fax: (305) 883-8441 / orders@bandalux.com

Date

Customer Contact

bandalux.com

Customer code Address

..... Postcode

INSTALLATION YES NO

City e-mail

QUANTITY	WIDTH ◀ L ▶	PROJECTION S ▶	SIDE OF COMMANDS		REFERENCE	COLLECTION	FABRIC	INSTALLATION		VALANCE TYPE	VALANCE HEIGHT	HOOD
			MI	MD				WALL	CEILING			
1	350	140"	✓		8814	Opera			✓	DU	25	✓

To be filled out by the customer

PROFILES COLOURS	AUTOMATISMS
<p>Indicate with ✓ the system required</p> <p>Basic colours</p> <p><input type="checkbox"/> RAL 9010 White</p> <p><input type="checkbox"/> RAL 9006 Grey</p> <p><input type="checkbox"/> RAL 1013 Ivory</p> <p>Optional colours</p> <p><input type="checkbox"/> Anthracite textured</p> <p><input type="checkbox"/> Corten steel</p> <p><input type="checkbox"/> Brushed steel</p> <p><input type="checkbox"/> RAL with shine finish</p> <p><input type="checkbox"/> RAL with matte finish</p> <p><input type="checkbox"/> RAL with textured finish</p> <p>Delivery time for optional colours: + 10 working days</p>	<p>Indicate with ✓ the system required</p> <p><input type="checkbox"/> Wall transmitters</p> <p><input type="checkbox"/> Radio frequency transmitter</p> <p><input type="checkbox"/> Single-channel</p> <p><input type="checkbox"/> Multi-channel</p> <p><input type="checkbox"/> RTS radio wind sensor</p> <p><input type="checkbox"/> RTS radio sun sensor</p> <p><input type="checkbox"/> RTS radio wind/sun sensor</p> <p><input type="checkbox"/> Eolis 3D RTS</p>
<p>General remarks:</p> <p>.....</p> <p>.....</p> <p>.....</p> <p>.....</p>	<p>The person signing below acknowledges to be familiar with the Bandalux Sales Conditions</p> <p>Stamp and sign</p>

Note: In case the customer provides an awning manufacturing drawing, Bandalux will understand it to refer to the outside of the building. If otherwise, please indicate on the same drawing. Use the attached form to include drawings.



VALANCES PERSONALIZATION

Order n°

PBS-Bandalux Exclusive Distributor

Fax: (305) 883-8441 / orders@bandalux.com

Date

Customer Contact

bandalux.com

Customer code Address

..... Postcode

INSTALLATION YES NO

City e-mail

QUANTITY	TYPE OF VALANCE			HEIGHT* ▲ H ▼	FABRIC		FONT	HEIGHT OF THE TALLER LETTER **	LETTER COLOUR		
	BREEZE	ELEGANT	DUNES		CRENELS	REFERENCE				COLLECTION	COLOUR
1	✓				30	8814	Opera	Pavot	Arial	10	RAL9006

Example

To be filled out by the customer

ⓘ Note: * Please specify the required height of the valance. Without indications otherwise, Bandalux will manufacture a valance of 250mm/9" height.

** Small letters are proportional to capital letters.

TEXT AND FONT

Text:

.....
.....
.....
.....

- All letters are in small-letter
 - All letters are in CAPITAL LETTER
 - First letter is in Capital letter
- Please write the text including capital or/and small-letter, numbers, full stop, etc.

POSITION

Position of the text:

Left Center Right

General remarks:

.....
.....
.....

The person signing below acknowledges to be familiar with the Bandalux Sales Conditions

Stamp and sign

Order n°

ATTACHED DRAWING

Date

Customer Contact

Customer code Address.....

City e-mail Postcode

INSTALLATION YES NO

bandalux.com